


# NMOS BULLETIN



New Mexico  
Ornithological  
Society

---

Vol. 49, No. 2

CONTENTS

2021

---

## Supplemental Information


A SURVEY OF BIRD-BUILDING COLLISIONS AND BUILDING CHARACTERISTICS AT THE  
UNIVERSITY OF NEW MEXICO

*Danica B. Simmons*.....S1

# THE NEW MEXICO ORNITHOLOGICAL SOCIETY, INC.

Post Office Box 3068, Albuquerque, New Mexico 87190-3068

[www.nmbirds.org](http://www.nmbirds.org)

Find us on 

## OFFICERS FOR 2020 – 2022

**President:**

Kathy Granillo, [kathy\\_granillo@fws.gov](mailto:kathy_granillo@fws.gov)

**Vice-President:**

Matt Baumann, [mbaumann22@gmail.com](mailto:mbaumann22@gmail.com)

**Secretary:**

Megan Ruehmann, [megan.ruehmann@gmail.com](mailto:megan.ruehmann@gmail.com)

**Treasurer:**

Dave Krueper, [drkrueper@comcast.net](mailto:drkrueper@comcast.net)

**Director:**

Will Jaremko-Wright, [wjaremkowright@gmail.com](mailto:wjaremkowright@gmail.com)

**Director:**

Chuck Hayes, [clhayes@unm.edu](mailto:clhayes@unm.edu)

**Director:**

Dave Hawksworth, [dl.hawksworth@gmail.com](mailto:dl.hawksworth@gmail.com)

**Student Director:**

Owen Sinkus

**Editors, NMOS Field Notes:**

**Editor:**

Sartor O. Williams III, [sunbittern@earthlink.net](mailto:sunbittern@earthlink.net)

**Assistant Editor:**

William H. Howe, [whhowe60@gmail.com](mailto:whhowe60@gmail.com)

**Editor, NMOS Bulletin:**

David Mehlman, [dmehlman@centurylink.net](mailto:dmehlman@centurylink.net)


**A SURVEY OF BIRD-BUILDING COLLISIONS AND BUILDING CHARACTERISTICS AT THE UNIVERSITY OF NEW MEXICO**

DANICA B. SIMMONS

**SUPPLEMENTARY INFORMATION**

**Table S1.** Characteristics of buildings on the University of New Mexico’s Central Campus selected for study compared.


#	Building Name	Building Size (floor space, m <sup>2</sup> )	Glass Area (%)	Uninterrupted Reflectivity	Survey Casualties
1	Centennial Engineering	13,405	50	High	0
2	College of Education	8253	55	High	4
3	Farris Engineering Center	7282	80	Very High	5
4	George Pearl Hall	10,301	61	High	4
5	Johnson Center	27,599	32	Medium	1
6	Journalism & Communication	3156	54	High	1
7	Logan Hall	5135	45	Medium	2
8	McKinnon Center	6017	53	High	4
9	Mesa Vista Hall	14,379	63	High	2
10	Mitchell Hall	4636	40	Medium	2
11	Popejoy Hall	34,587	28	Medium-Low	0
12	Scholes Hall	4753	66	High	2
13	Science & Math Learning Center	6936	58	High	4
14	Social Sciences & Economics	4971	50	High	1
15	Student Union Building	15,013	56	High	0
16	Collaborative Teaching & Learning	2405	50	High	3
17	UNM Bookstore	4709	26	Low-Medium	1



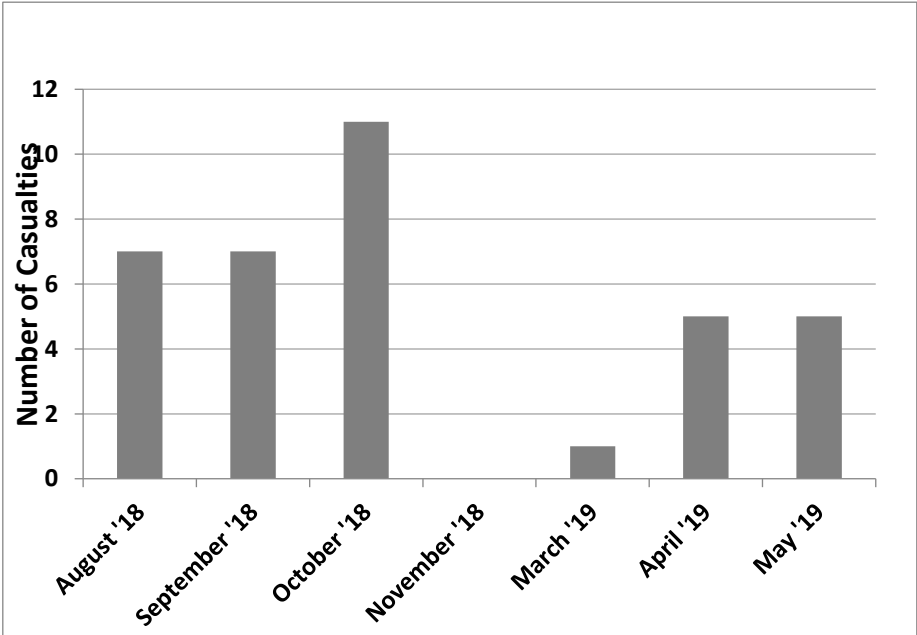
**Figure S1.** Buildings with the highest survey casualties. **A, B:** Farris Engineering Center; **C, D:** College of Education; **E, F:** George Pearl Hall; **G, H:** McKinnon Center for Management; and **I, J:** Science & Math Learning Center. All these buildings have high glass area with sky and surrounding vegetation heavily reflected in the windows with some vegetation very close to the windows. Photos © Danica Simmons.



**Figure S2.** Examples of the carcasses in varying conditions counted in total collision casualties. **A**, Black-chinned Hummingbird; **B**, **F**: Orange-crowned Warbler **C**, **E**: American Robin; **D**, Hermit Thrush; and **G**, Dark-eyed Junco. Photos © Danica Simmons.



**Figure S3.** Examples of dazed individuals included in the casualty count as they demonstrated behaviors indicating brain injuries. **A:** MacGillivray’s Warbler tucking its head into its wings that was observed crashing into the window, becoming docile, and closing its eyes directly afterward. **B:** MacGillivray’s Warbler that exhibited labored breathing and was dazed to the point of being able to be moved by hand to remove it from morning student foot traffic at the Science & Math Learning Center. **C:** Common Yellowthroat at the Collaborative Teaching & Learning building had its own feathers scattered and collected onto its bill. The bird was dazed and slow to react when approached, its eyes frequently closing. Photos © Danica Simmons.



**Figure S4.** Casualties recorded per month across the survey.

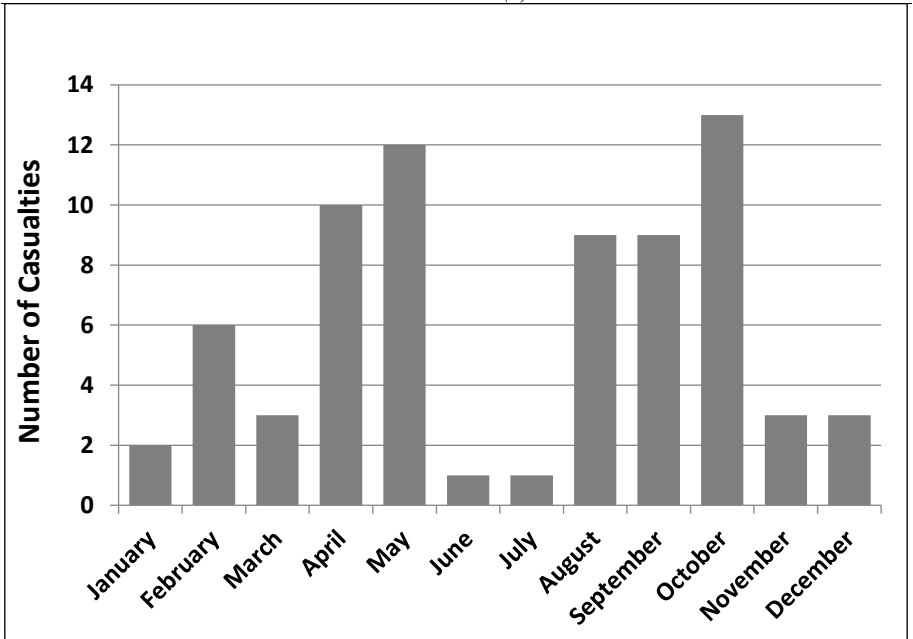


Figure S5. All campus casualties recorded (survey and ARCTOS) and the months each casualty was recorded.